

Kid-Man®

New & Updated products



NEW PRODUCTS

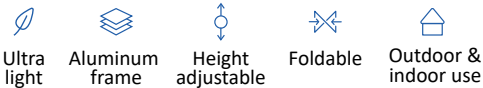
BEGO

Ultra light outdoor rollator

Key features:

- Comfortable soft-grip handles.
- Lightweight aluminum frame that's strong but easy to lift.
- Foldable frame for compact storage.
- Comfortable seat with supportive backrest.
- Clean look with enclosed brake cables.
- Built-in seat for short breaks during longer walks.
- Handy storage bag with a magnetic button.

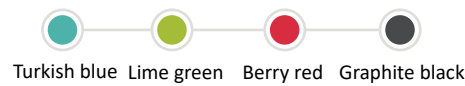
Product attributes:



Recommended use:

- Daily walking support
- Travel and errands
- Recovery and rehabilitation
- Indoor navigation
- Outdoor strolls on smooth surfaces

Color range:



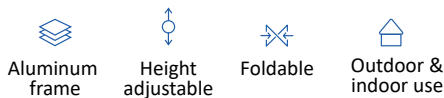
MEGO 2G

Offroad outdoor rollator

Key features:

- Elegant and practical outdoor rollator with a modern design.
- Lightweight aluminum frame with inflatable wheels for smoother movement.
- Comfortable seat and supportive backrest strap
- Soft, height-adjustable ergonomic handles with integrated brakes.
- Handy storage bag and cane holder included.
- Easy to fold and transport in upright position.
- Suitable for users up to 135 kg.

Product attributes:



Recommended use:

- Outdoor walks and everyday mobility.
- Support for users with balance or muscle weakness.
- Recovery, rehabilitation, or fatigue-related mobility needs.
- Ideal for both short trips and longer outings.

Color range:



HUGO

Bariatric outdoor rollator

Key features:

- Extra-wide padded seat and backrest for better comfort during longer use.
- Strong, reinforced frame built to support higher weight limits.
- Height-adjustable handles for a more natural arm position.
- Large, stable wheels for use both indoors and on outdoor paths.
- Easy to fold for transport or storage.
- Includes storage bag.

Product attributes:



Color range:



INGO

Indoor rollator

Key features:

- Light-weight and compact design for indoor use.
- Smooth maneuverability in tight spaces.
- Height-adjustable soft-grip handle.
- One-hand brake operation for added convenience.
- Includes removable tray and basket for daily tasks.
- Folds easily for storage or transport.
- Frame made from aluminum.

Recommended use:

- Home, hospital, care environments.
- Indoor mobility support.
- Transporting small items like meals or personal items.
- Ideal for users with limited space or reduced strength.



Product attributes:



Color range:



UPDATED PRODUCT

MUVI100S

Walker with table

Key features:

- Compact design for indoor use.
- Smooth maneuverability in tight spaces.
- Height-adjustable soft-grip handle.
- Folds easily for storage or transport.

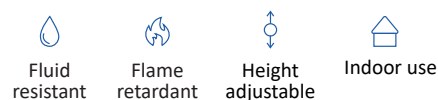
What's new?

- Increased max load from 130 to 200 kg.
- Durable PU-padded table.
- Stronger, more stable castors.

Recommended use:

- Home, hospital, or care environments.
- Indoor mobility support.

Product attributes:



Color range:



NEW PRODUCTS

SKUTA

Mobility scooter

Key features:

- Comfortable, height-adjustable seat for optimal sitting position.
- Rear-view mirrors on both sides for improved visibility and safety.
- Spacious front basket for carrying personal items or small shopping.
- Ergonomic handlebars for a secure and natural grip.
- Rechargeable battery-powered drive - easy movement indoors or outdoors.
- Supportive armrests for added comfort and stability when sitting or standing.

Recommended use:

- Ideal for adults and seniors seeking greater independence with reduced physical strain.
- Suitable for both indoor and outdoor environments.
- Designed for users who require reliable, powered mobility for longer distances and everyday activities.
- Perfect for daily use at home, in care facilities, or during travel and outdoor outings.

Product attributes:



Outdoor &
indoor use



Height
adjustable



EMAN

Multifunctional wheelchair

Key features:

- Ergonomic seat and backrest with memory foam for posture and comfort.
- Electrically adjustable backrest (reclines up to 45°) and 22° seat tilt for optimal positioning.
- Height-adjustable headrest.
- Optional side supports, abductor, and safety belt for enhanced safety.
- Individually adjustable legrests with padded calf supports.
- Rear-wheel drive with dual 350W motors.
- Smooth and stable ride with rear-wheel suspension and front-wheel balance.
- Dual control system for both user and caregiver.
- Integrated front and rear LED lights (E-Mark certified).
- Durable aluminum/steel frame with wide aluminum footplate.
- 9" front and 14" rear air tyres for excellent indoor-outdoor traction.
- Max speed: 10 km/h, range: up to 35 km*.

*Range may vary based on usage conditions and battery configuration.

Recommended use:

- Ideal for daily use in homes and care environments.
- Supports users needing tailored posture, tilt, and secure positioning.
- Designed for comfort, terrain handling, and long-term durability with minimal maintenance.

Product attributes:



Outdoor & indoor use



Stainless steel & aluminum frame



UPDATED PRODUCT

SteelMan SUPERB

Multifunctional wheelchair

Key features:

- Ergonomic seat and backrest for posture and comfort.
- Gas-spring tilt adjustment for both seat and backrest, controlled via handle levers.
- Adjustable headrest (vertical & horizontal).
- Side supports, abductor & belt for safety.
- Adjustable footrests with padded calf supports.
- Dual brakes: user and caregiver controls.

Recommended use:

- Ideal for home or institutional care.
- Supports users needing adjustable posture, tilt, and secure positioning.
- Built for durability, comfort, and long-term use with minimal maintenance.

Product attributes:






Outdoor & indoor use



Stainless steel



Height adjustable



NEW PRODUCTS

DUSIS, TULIS, TRIKIS, TRIKIS HD, RINGAS, RINGAS HD

Designed to provide greater independence and comfort, while reducing muscle fatigue and the risk of slipping

Product attributes



Autoclavable



Fluid resistant



Height adjustable

Key features:

- TULIS chair offers 3 functions: Can be used over the toilet, with a bucket as a commode, or as a shower chair.
- DUSIS chair is designed for shower use, featuring a U-shaped opening, backrest, and armrests for maximum patient comfort.
- Triangle and round stools, suitable for individuals weighing up to 150 - 170 kg.

All chairs come with height - adjustable legs and non-slip tips for patient safety and comfort!

Recommended use:

- TULIS is for showering, toileting, stable and comfortable, with back support and armrests (Suitable for people up to 150 kg).
- DUSIS for showering, stable and comfortable, with back support and armrests. (Suitable for people up to 150 kg).
- TRIKIS, RINGAS for showering and everyday use (Suitable for people up to 150 kg).
- TRIKIS HD, RINGAS HD for showering and everyday use (Suitable for people up to 170 kg).

TULIS
Toilet chair



* Bucket with lid is not included in package

DUSIS
Shower chair



TRIKIS
Triangle stool



TRIKIS HD
Triangle stool with tray



RINGAS
Round stool



RINGAS HD
Round stool with tray



AKVATILT

Tilting shower commode chair

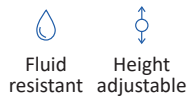
Key features:

- Modular tilt-in-space design for maximum comfort and postural support.
- Adjustable armrests, footrests, and seat height for a personalised fit.
- Tilt range from -5° to 40° for safe and comfortable positioning.
- Ergonomic headrest and integrated heel support for full-body stability.
- Directional locking brakes for safer transfers and smoother movement.
- Contoured seat with drainage holes ensures hygiene and user comfort.
- Compact and manoeuvrable, ideal for various care environments.

Recommended use:

- Showering, toileting, and everyday seated support.
- Suitable for individuals with limited mobility or complex care needs.
- Ideal for hospitals, nursing homes, and home care settings.

Product attributes:



VONIS (S, M, L)

Bathing system for kids

Key features:

- Adjustable seat and backrest with 5 tilt positions (0° to 90°).
- Lightweight, foldable plastic frame for easy transport and storage.
- Durable quick-dry mesh fabric, removable and machine-washable.
- Height and width adjustable head support cushions.
- Safety straps for secure positioning during bathing.
- Slip-resistant legs with height adjustment up to 7 cm.

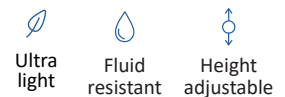
Recommended use:

- Ideal for children with physical support needs during bathing.
- Suitable for home use or travel.
- Supports safe, comfortable posture in both shower and bathtub.
- Designed for caregivers seeking adjustable, easy-to-clean bathing support.

Size range (cm):




Product attributes:



Let's get in touch

 UAB Kasko Group | Kid-Man®
A.Vivulskio str. 12D
03221, Vilnius, Lithuania
Tel. +370 5 265 0000
order@kid-man.com

 Kid-Man AID S.R.L
Str. Theodor Aman nr.2-2A
810031 Braila, Romania
Telefon +40 753 660066
ro.order@kid-man.com



www.kid-man.com